


CFMEU SAFETY ALERT

WESTERN AUSTRALIA

The importance of inspecting rigging and lifting equipment prior to use



A recent crane incident resulted in a spreader beam dislodging from the manufacturer specified mounting point of a 25T Franna crane because the safety locking pins failed – The pins being used at the time were not the manufacturer approved pins

If someone had been fatally or severely injured as a result of the spreader beam dislodging, the crane operator and the rigger / dogger may have been at risk of prosecution as their high risk work license deems them competent and they have a duty of care to conduct plant and equipment prestart and peruse inspections to identify potential hazards



REPORT UNSAFE WORK PRACTICES - CALL (08) 9228 6900 OR EMAIL SAFETY@CFMEUWA.COM

Stand up. Speak out. Come home.

CFMEU SAFETY ALERT

WESTERN AUSTRALIA


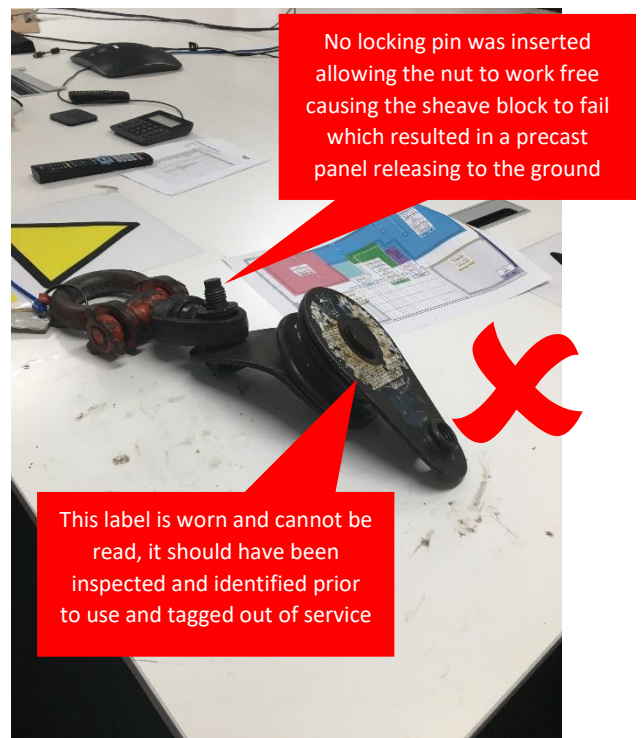



Photo on the left is an example of the wrong safety locking pin - photo on the right is the correct manufacturer specified linch pin for locking the spreader bar into place



REPORT UNSAFE WORK PRACTICES - CALL (08) 9228 6900 OR EMAIL SAFETY@CFMEUWA.COM

Stand up. Speak out. Come home.

CFMEU SAFETY ALERT

WESTERN AUSTRALIA



- Under the Occupational Safety and Health Regulations 1996 employers are required to keep records of maintenance, inspections, commissioning and testing of rigging and lifting gear.
- Employers must provide rigging and lifting gear that is fit for purpose, is in good working order, ensure maintenance and servicing is carried out as per the manufacturers specifications and relevant statutory requirements
- Prior to use riggers and doggers must conduct thorough and comprehensive inspections of all lifting and rigging gear including but not limited to chains, shackles, hooks, slings, sheave blocks locking pins and latches.
- As a high risk license holder you could be found responsible if the equipment being used isn't compliant to the manufacturers specifications if an incident resulted.
- Don't put yourself at risk because of pressure to get the job done, take your time to conduct thorough and comprehensive prestart preuse inspections.
- Report and tag out of service any damaged or faulty lifting or rigging gear.

Further information available but not limited to:

- Occupational Safety & Health Act 1984
- Occupational Safety and Health Regulations 1996
- Manufacturer/supplier specifications
- AS 2550 series, AS1353.2, AS1418 series AS3775.2, AS 4991 and AS4497

REPORT UNSAFE WORK PRACTICES - CALL (08) 9228 6900 OR EMAIL SAFETY@CFMEUWA.COM

Stand up. Speak out. Come home.